



SP-401 PORTABLE OBSTRUCTION LIGHT

TYPE A LOW INTENSITY



		Compliance: ICAO Annex 14 Vol. I (7th. Edition, July 2016)
---	---	--

FEATURES

- 280 hrs of autonomy
- Remote activation
- Convertible to solar obstruction light

APPLICATION

Mobile obstruction aviation light; designed for usage as obstacle light at airports and helipads:

- ICAO low intensity obstacle lights type A
- Portable obstruction lighting
- Temporary barricade lights, caution lights
- Hazard marking

TECHNICAL SPECIFICATIONS

Optics		Safety & Reliability			
<ul style="list-style-type: none"> • 37 cd light output (tested by accredited laboratory) • Omnidirectional type • LED lifespan: 100.000 hrs • Maximum power consumption: 1,8W • NVG-compatible (optional) • Color: red • User-replaceable 		<ul style="list-style-type: none"> • Five levels of protection against system failure • Secondary power supply: backup battery • Failure auto reporting via SMS (requires UR-201 Unit) • Emergency ON/OFF button 			
Battery		Environmental Conditions			
<ul style="list-style-type: none"> • 2 x built-in batteries • Autonomy: 280 hrs (minimum intensity) • Total capacity: 216W (2x9Ah/12V) • Deep-cycle VRLA, 12V/9Ah (available worldwide) • Lifespan: 1.200 cycles (designed for 4-5 years) • User-replaceable, air transportable 		<ul style="list-style-type: none"> • Temperature range: -20 to 50 °C (-4 to 122 °F) Optional: -40 to 80 °C (-40 to 176 °F) • Ingress protection: IP-67 (tested by accredited laboratory) • Jet blast resistance: 240 kph (tested by accredited laboratory) 			
Charging		Compliance			
<ul style="list-style-type: none"> • Via OCT-401 Charger (charging time: 8 hrs) • Contactless charging in a Trailer (charging time: 8 hrs) • Optional: solar power supply 		<table border="1"> <tr> <td data-bbox="805 1279 1098 1357">Photometric & Chromaticity</td> <td data-bbox="1098 1279 1508 1357">ICAO, Annex 14th, Volume I, 7th Edition dated July 2016, Table 6-2 & Appendix 1, Figure A1-1b</td> </tr> </table>		Photometric & Chromaticity	ICAO, Annex 14th, Volume I, 7th Edition dated July 2016, Table 6-2 & Appendix 1, Figure A1-1b
Photometric & Chromaticity	ICAO, Annex 14th, Volume I, 7th Edition dated July 2016, Table 6-2 & Appendix 1, Figure A1-1b				
Remote Activation & Control		<table border="1"> <tr> <td data-bbox="805 1357 1098 1491">Jet Blast Resistance</td> <td data-bbox="1098 1357 1508 1491"> ICAO, Annex 14th, Volume I, 8th Edition dated July 2018. Doc 9157, Part 6, clause 3.2.2 & clause 4.9.1. FAA AC 150/5345-50B dated September 2007, clause 3.2.2 </td> </tr> </table>		Jet Blast Resistance	ICAO, Annex 14th, Volume I, 8th Edition dated July 2018. Doc 9157, Part 6, clause 3.2.2 & clause 4.9.1. FAA AC 150/5345-50B dated September 2007, clause 3.2.2
Jet Blast Resistance	ICAO, Annex 14th, Volume I, 8th Edition dated July 2018. Doc 9157, Part 6, clause 3.2.2 & clause 4.9.1. FAA AC 150/5345-50B dated September 2007, clause 3.2.2				
<ul style="list-style-type: none"> • Wireless mesh type network • Operating frequency: 868 MHz (optional 2.4GHz or 433 Mhz) • Operating range: up to 1.5 km, relayed (each light is a repeater) Operating modes: <ul style="list-style-type: none"> • Steady / Flashing / Dusk till dawn • Visible / Infrared (optional) / Visible + Infrared (optional) Remote activation: <ul style="list-style-type: none"> • Via UR-101 Handheld Controller • Via UR-201 Control & Monitoring Unit <ul style="list-style-type: none"> • GSM activation (Cell Phone) • VHF activation (Air-band Radio) • Via ALCMS Computer Interface (requires UR-201) 		<table border="1"> <tr> <td data-bbox="805 1491 1098 1704">Frangibility</td> <td data-bbox="1098 1491 1508 1704"> ICAO Doc 9157 AN901 Aerodrome Design Manual Part 6, 1st Edition dated 2006, clause 4.9 ICAO, Annex 14th, Volume I, 8th Edition dated July 2018, clause 5.3.1.3 FAA AC 150-5345-46E clause 3.4.2.1 FAA AC 150/5220-23, clause 3.2 </td> </tr> </table>		Frangibility	ICAO Doc 9157 AN901 Aerodrome Design Manual Part 6, 1st Edition dated 2006, clause 4.9 ICAO, Annex 14th, Volume I, 8th Edition dated July 2018, clause 5.3.1.3 FAA AC 150-5345-46E clause 3.4.2.1 FAA AC 150/5220-23, clause 3.2
Frangibility	ICAO Doc 9157 AN901 Aerodrome Design Manual Part 6, 1st Edition dated 2006, clause 4.9 ICAO, Annex 14th, Volume I, 8th Edition dated July 2018, clause 5.3.1.3 FAA AC 150-5345-46E clause 3.4.2.1 FAA AC 150/5220-23, clause 3.2				
Casing & Components		<table border="1"> <tr> <td data-bbox="805 1704 1098 1783">Secondary Power Supply</td> <td data-bbox="1098 1704 1508 1783">ICAO, Annex 14th, Volume I, 7th Edition dated July 2016, clause 8.1.8-8.1.9 & clause 8.1.11</td> </tr> </table>		Secondary Power Supply	ICAO, Annex 14th, Volume I, 7th Edition dated July 2016, clause 8.1.8-8.1.9 & clause 8.1.11
Secondary Power Supply	ICAO, Annex 14th, Volume I, 7th Edition dated July 2016, clause 8.1.8-8.1.9 & clause 8.1.11				
<ul style="list-style-type: none"> • Materials • Dome: glass, UV-resistant • Casing: Lexan polycarbonate, UV-stabilized • Carrying handle: stainless steel • Detachable antenna • Pressure stabilizing valve • Battery level indicator • Transport circuit breaker • Casing lifespan: 15 years • Optional: frangible mounting (tested by accredited laboratory) • Dimensions (LxWxH): 244 mm x 185 mm x 297 mm • Weight: 7 kg 		<table border="1"> <tr> <td data-bbox="805 1783 1098 1872">CE Declaration of Conformity</td> <td data-bbox="1098 1783 1508 1872"> 2014/53/UE RED Directive, clauses 3.1a, 3.1b, 3.2 2011/65/UE ROHS Directive, clause 4.1 </td> </tr> </table>		CE Declaration of Conformity	2014/53/UE RED Directive, clauses 3.1a, 3.1b, 3.2 2011/65/UE ROHS Directive, clause 4.1
CE Declaration of Conformity	2014/53/UE RED Directive, clauses 3.1a, 3.1b, 3.2 2011/65/UE ROHS Directive, clause 4.1				
Accredited Laboratory Testing					
Photometric & Chromaticity		Intertek Laboratory			
Jet Blast Resistance		Warsaw Institute of Aviation The Laboratory of Aerodynamics			
Frangibility		Laborex Research Laboratory			
Ingress Protection		EMAG Institute of Innovative Technologies			
Electromagnetic Compatibility		Military Institute of Armament Technology			

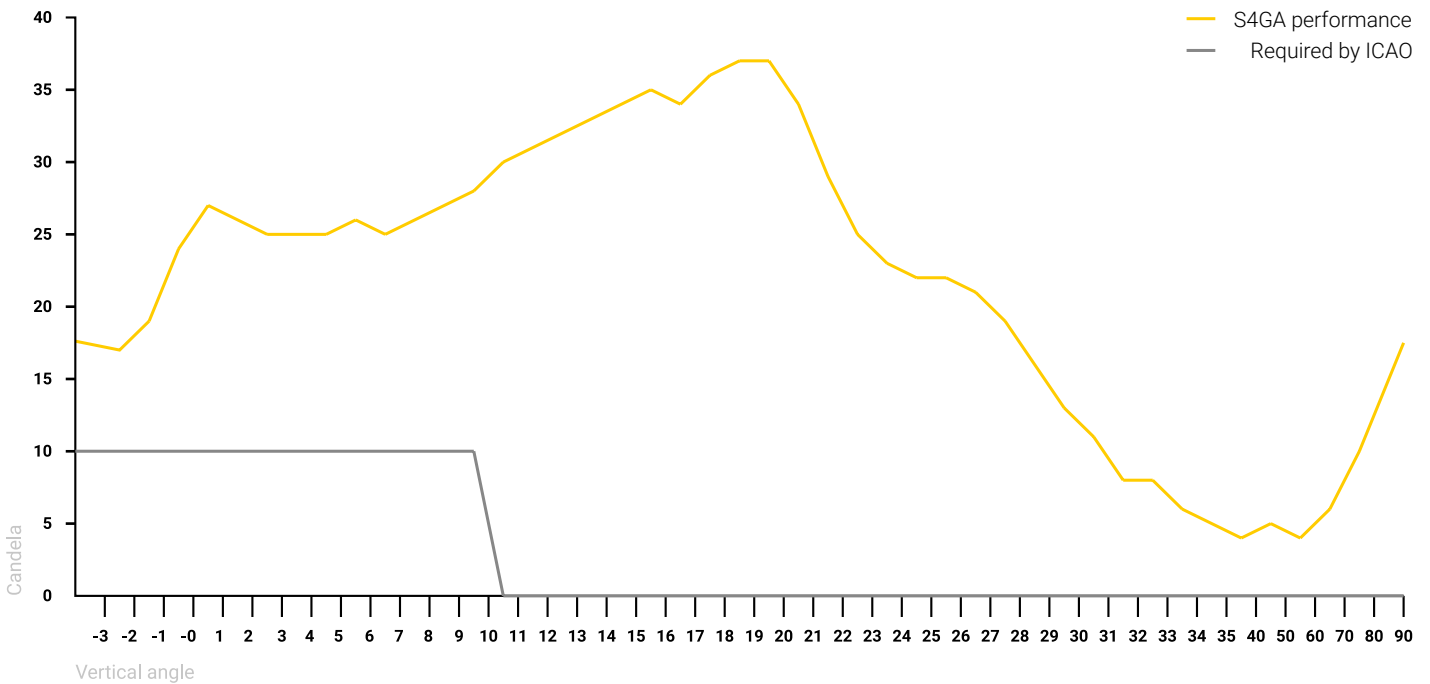
TECHNICAL DRAWING

1. Aluminum adapter for glass dome
2. Rubber seal
3. Glass dome
4. LED optics, omnidirectional type
5. Radio antenna for wireless control & monitoring
6. Carrying handle
7. Emergency ON/OFF button
8. Charging port
9. Micro-computer with integrated radio transceiver
10. Protective plate
11. 2 x batteries built-in, VRLA type 12V/9Ah
12. Rubber seal
13. UV-stabilized Lexan polycarbonate casing

FRONT VIEW

SIDE VIEW

PHOTOMETRIC PERFORMANCE



Item	Dimensions of Package (LxWxH)	Gross Weight
SP-401 Lighting Unit	250 mm x 210 mm x 350 mm	8,2 kg
SP-401 Lighting Unit, NO batteries	250 mm x 210 mm x 350 mm	3 kg