



SOLAR PAPI PRECISION APPROACH PATH INDICATOR



		<p>Compliance: ICAO Annex 14 Vol. I (7th. Edition, July 2016)</p>
---	---	--

FEATURES

- Simple Design
- Sharp Color Transition
- Controlled Positioning
- User-Replaceable Optic Elements
- Corrosion Resistant

APPLICATION

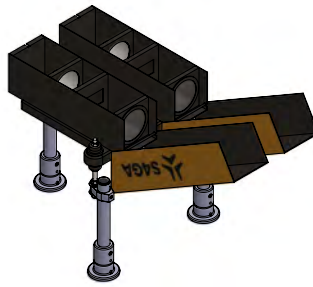
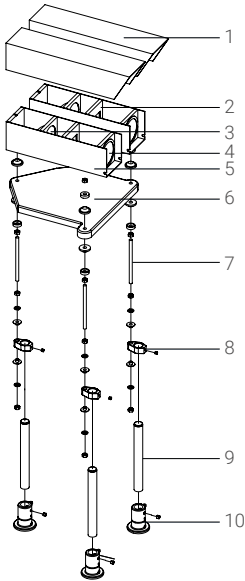
Halogen two-projector PAPI with solar power supply; designed for permanent usage at Airports located in regions with unavailable electrical infrastructure and high photovoltaic potential.

TECHNICAL SPECIFICATIONS

<p>Optics</p> <ul style="list-style-type: none"> • Two-projector PAPI unit • Halogen lamp standard type 200W, PK30d • Vertical adjustment: 0 - 10° • Transition: Better than 2 minutes of arc on beam axis • Filter: Dichroic on borosilicate glass Signal Red to BS 1376 • Azimuth range: +8° (ICAO), +10°(FAA) or +15°(CAP 168) 	<p>Environmental Conditions</p> <ul style="list-style-type: none"> • Temperature range: -20 to 50 °C (-4 to 122 °F) • Ingress protection: IP-65 • Wind Speed: 160 kph
<p>Power Supply</p> <ul style="list-style-type: none"> • Solar power supply (check Solar Engine brochure) • 230 VAC • Optional 6.6A electrical power supply (no required UR-3 Controller) • Generator Kit: Gas or diesel generator • Battery Kit: Batteries & Enclosures • AC Only: 100 - 240 VAC 50/60 Hz, 3 & 5 step current input 	<p>Casing And Components</p> <ul style="list-style-type: none"> • Projectors: 1.6mm aluminium sheet, black anodized external surface of covers aviation yellow epoxy paint • Fasteners: stainless steel, monel • Bases: Cast aluminium, heat treated and stabilised, black anodised finish • Pillar coupling: Malleable iron, hot dipped zinc coated • Support pillars: Aluminium alloy tubing, natural anodised • Frangible foot: Cast aluminium, natural anodised • Ball joints: Glass filled black nylon • Color: aviation yellow
<p>Wireless Control</p> <ul style="list-style-type: none"> • Via UR-201 Control & Monitoring Unit • Via UR-101 Handheld Controller • Via ALCMS Computer Interface 	<p>Compliance</p> <ul style="list-style-type: none"> • ICAO, Annex 14th, Volume I, 6th Edition dated 2013, clauses 5.3.5.28 – 5.3.5.40, Figure A2-23 Appendix 1, 2.1.1

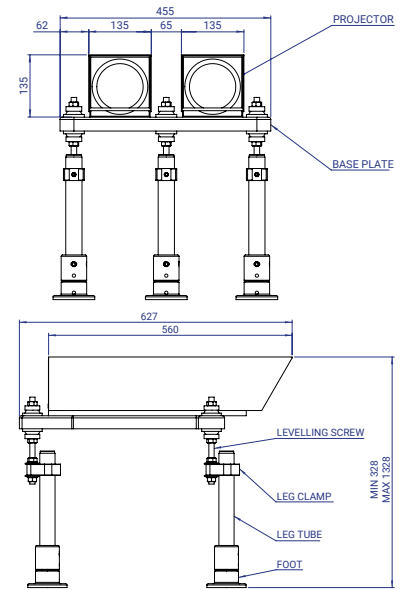


TECHNICAL DRAWING



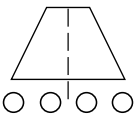
1. Top cover
2. Dichroic red/white glass
3. Lens
4. Front glass
5. Projector body
6. Base frame
7. Aluminium leg
8. K.K. Fitting
9. Aluminium leg
10. Frangible ground fitting

DIMENSIONS

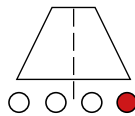


PAPI VISUAL INDICATION

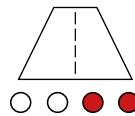
TOO HIGH



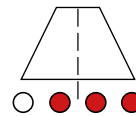
SLIGHTLY HIGH



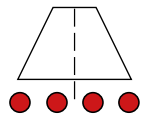
ON GLIDE PATH



SLIGHTLY LOW



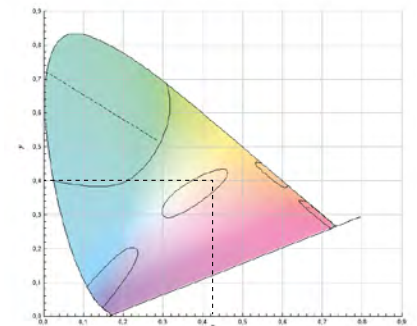
TOO LOW



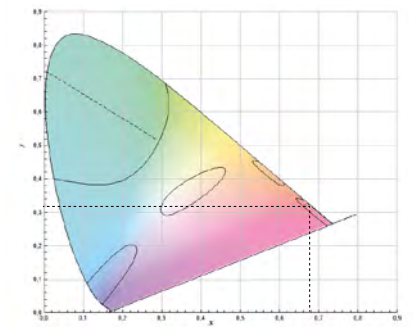
PHOTOMETRIC PERFORMANCE

White/Red Light emitted Luminous intensity (cd)

Angle (°)	-8	-6	-5	-4	-3	-2	-1,5	-1	-0,5	0	0,5	1	1,5	2	3	4	5	6	8
5	10790	17156	19568	34560	37660	42920	45420	45840	48700	49720	49600	49140	48500	47860	43060	30240	29160	22740	10428
4,5	10040	16904	23000	29960	37060	45660	45800	50140	52200	53580	54460	54580	53920	52060	47100	39060	34420	26940	15136
4	10526	19722	21100	32880	42580	43980	49820	50840	50840	51720	52220	53180	55120	54800	52680	43740	39020	27320	13278
3,5	11502	20040	33760	36120	44800	49040	49820	50280	50680	50920	52960	54140	54180	54480	51000	41680	38520	30540	13468
3	12038	15316	25400	28000	47080	49340	49720	49880	50140	54220	54900	55380	55640	55560	52660	48840	41180	31340	16716
2,5	14408	22720	32040	43740	49560	52440	56080	56080	56260	57740	58100	58960	58160	56440	53800	45640	40040	31100	14452
2	13766	23480	27720	42840	49680	56640	58120	58940	60600	61520	61720	62560	62600	62080	59800	53440	46880	40800	21680
1,5	13796	27040	38140	46840	55080	58940	61260	65440	67040	67200	66120	66800	66340	66080	61960	55960	48560	39740	20300
1	15226	36440	45980	57400	63160	68360	68360	69620	70880	70900	72020	71980	69500	66820	64460	58500	44660	35300	18446
0,5	13828	28460	40100	49940	59920	68060	70080	72520	75840	75120	74820	75140	72040	71960	64720	62100	49080	41080	19642
0	11710	20200	34640	40640	46320	53460	54160	54180	57200	57360	56920	57200	55840	54080	49300	47320	35260	34740	11448
-0,5	3462	7814	12616	12734	15272	17584	18182	18464	18998	18672	18398	18398	17954	17844	16440	14968	13388	9520	5706
-1	2828	5836	9084	11770	14350	15790	16894	17844	18554	18732	17838	17834	17834	18092	18262	14912	11796	10710	5230
-1,5	3104	5776	8510	11550	13816	15184	18350	18350	18352	18428	17334	16990	17136	17408	13728	12828	9484	7010	3830
-2	2788	5008	8714	10332	12840	12974	14776	15956	17018	17206	16658	16198	16112	16244	15438	12746	10908	7690	4336
-2,5	2800	4800	8266	10286	12316	12992	14124	15262	15512	15090	15090	15048	14976	14726	13010	10866	8420	6422	3346
-3	2636	4852	7740	8404	11440	12198	13216	13348	13854	13890	13564	13564	13412	13154	11096	8946	8604	6484	3692
-3,5	2546	4108	5844	7600	9828	10952	11788	11860	12096	12258	12336	12246	12082	11512	10690	9364	8010	5912	3638
-4	2500	4308	5804	7054	8672	9636	10072	10722	10954	10948	10888	10648	10526	10372	9174	8314	6430	4664	3498
-4,5	2486	3546	3638	5284	6936	8078	8078	9040	9498	9644	9676	9284	9070	9058	8072	7828	5992	4520	3280
-5	2466	3566	4196	4998	6074	6982	7436	7768	8112	8180	8170	8046	7802	7772	6720	6252	5056	4114	2950



Variable White



PAPI Red

Zones for ICAO Annex 14, Vol 1 (2013), Fig A2-23 shown

Zone 1	Minimum intensity for curve to ±2.0° (horiz) and ±2.0° (vert)
Zone 2	Minimum intensity for curve to ±4.0° (horiz) and ±2.5° (vert)
Zone 3	Minimum intensity for curve to ±6.0° (horiz) and ±3.0° (vert)
Zone 4	Minimum intensity for curve to ±8.0° (horiz) and ±3.5° (vert)

SHIPPING DATA

Item	Dimensions of Package (LxWxH)	Gross Weight
PAPI, 4 x Projector Unit	560 x 650 x 750 mm	52 kg
Clinometer	360 x 290 x 100 mm	1 kg